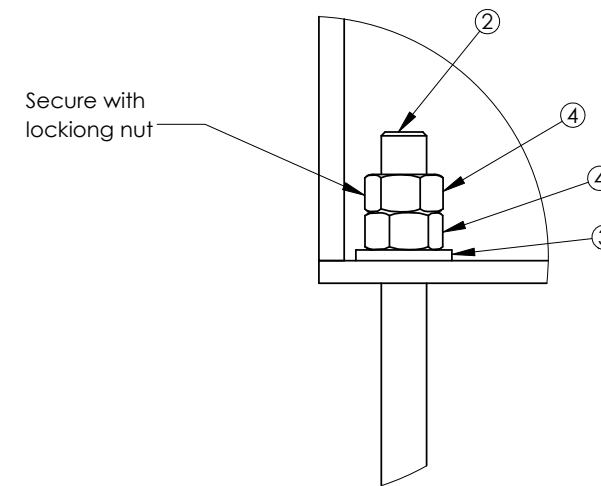
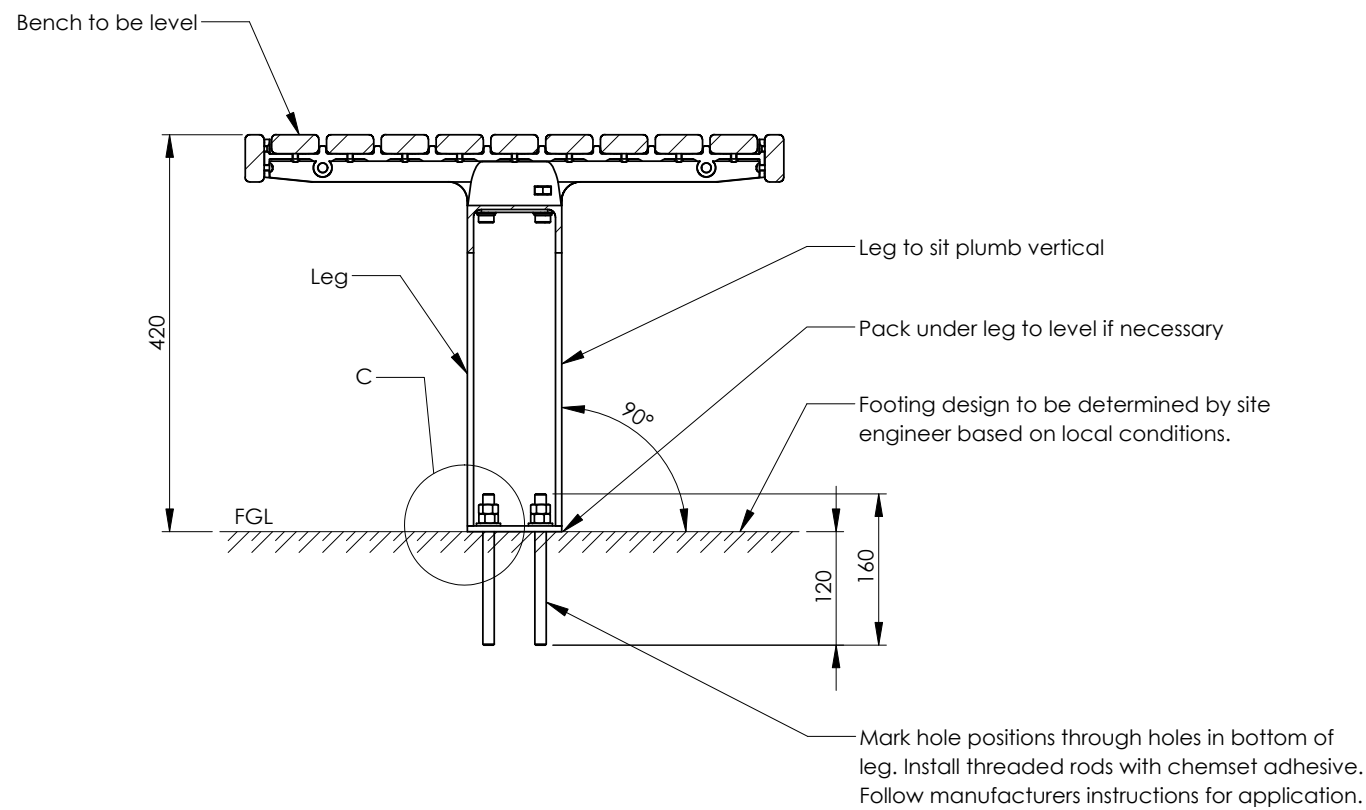
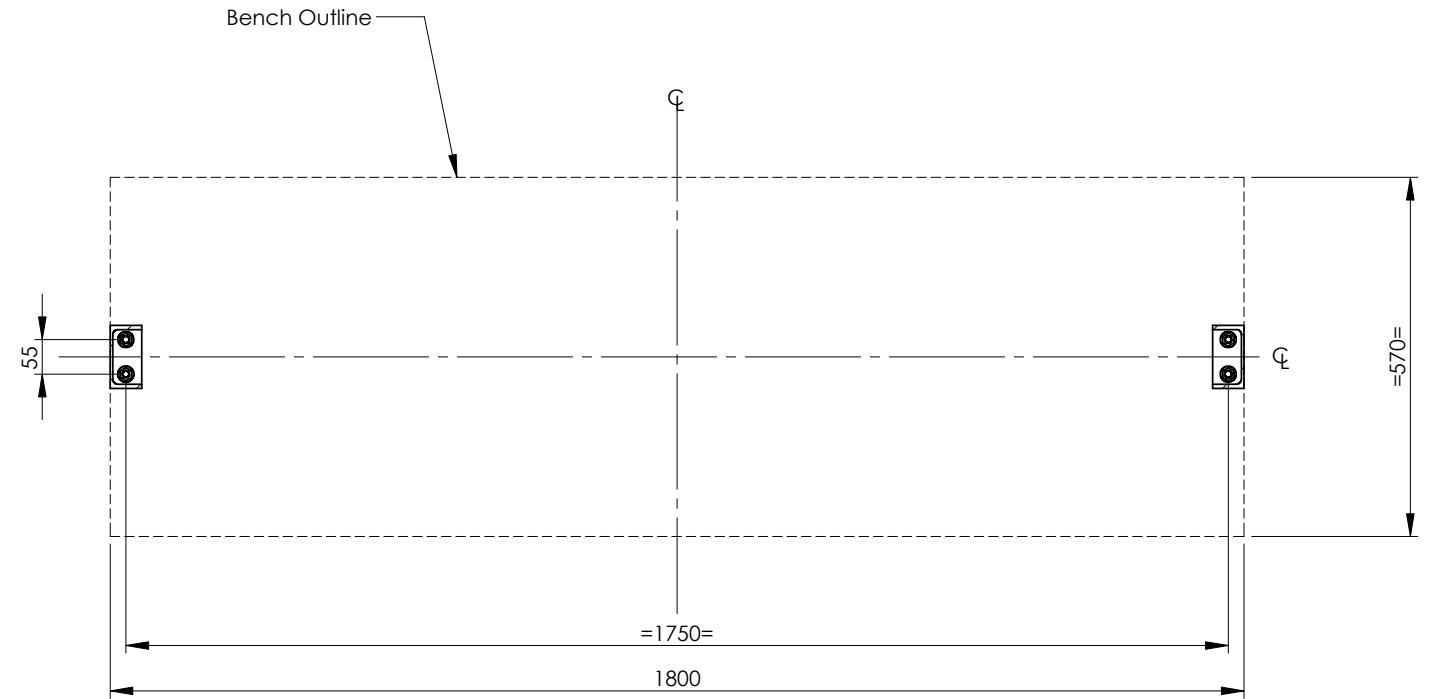


PARTS LIST			
NO.	TITLE	MATERIAL	QTY.
1	Sturt Bench GA		1
2	Threaded Rod M12x160	Stainless Steel	4
3	Washer-M12	Stainless Steel	4
4	Hex Nut-M12	Stainless Steel	8

ISSUE	DESCRIPTION	DRAWN	DATE
A	Initial Release	TW	18/06/2018
B	changed leg	TW	24/10/2018



DETAIL C
SCALE 1 : 2

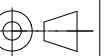
- GENERAL NOTES:
- All dimensions in millimetres unless otherwise shown.
 - Linear Tolerances:
 x ± 1.0
 x.x ± 0.5
 x.xx ± 0.1
 Angular Tolerances:
 ±0.5°
 - No deviation from drawing will be accepted without prior written approval.
 - Do not scale from drawings. Use dimensions provided if this is insufficient or ambiguous contact Mos for clarification.

Title:
Surface Installation
Product:
Sturt Bench

Dwg No: 1041-702 Date Drawn: 24/10/2018 Sheet No: 1 of 1 Scale: 1:12 Sheet: A3

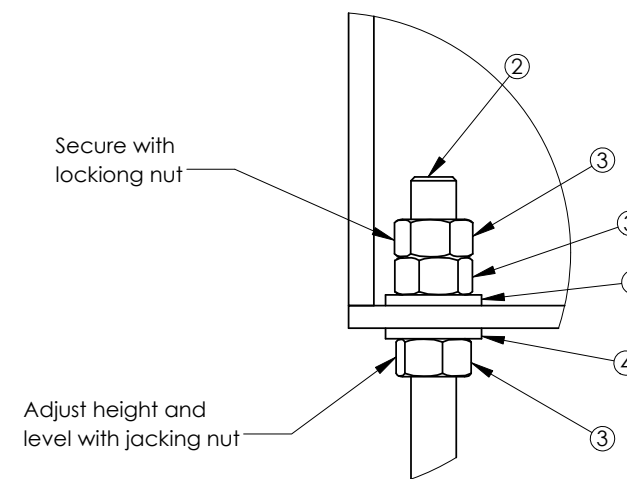
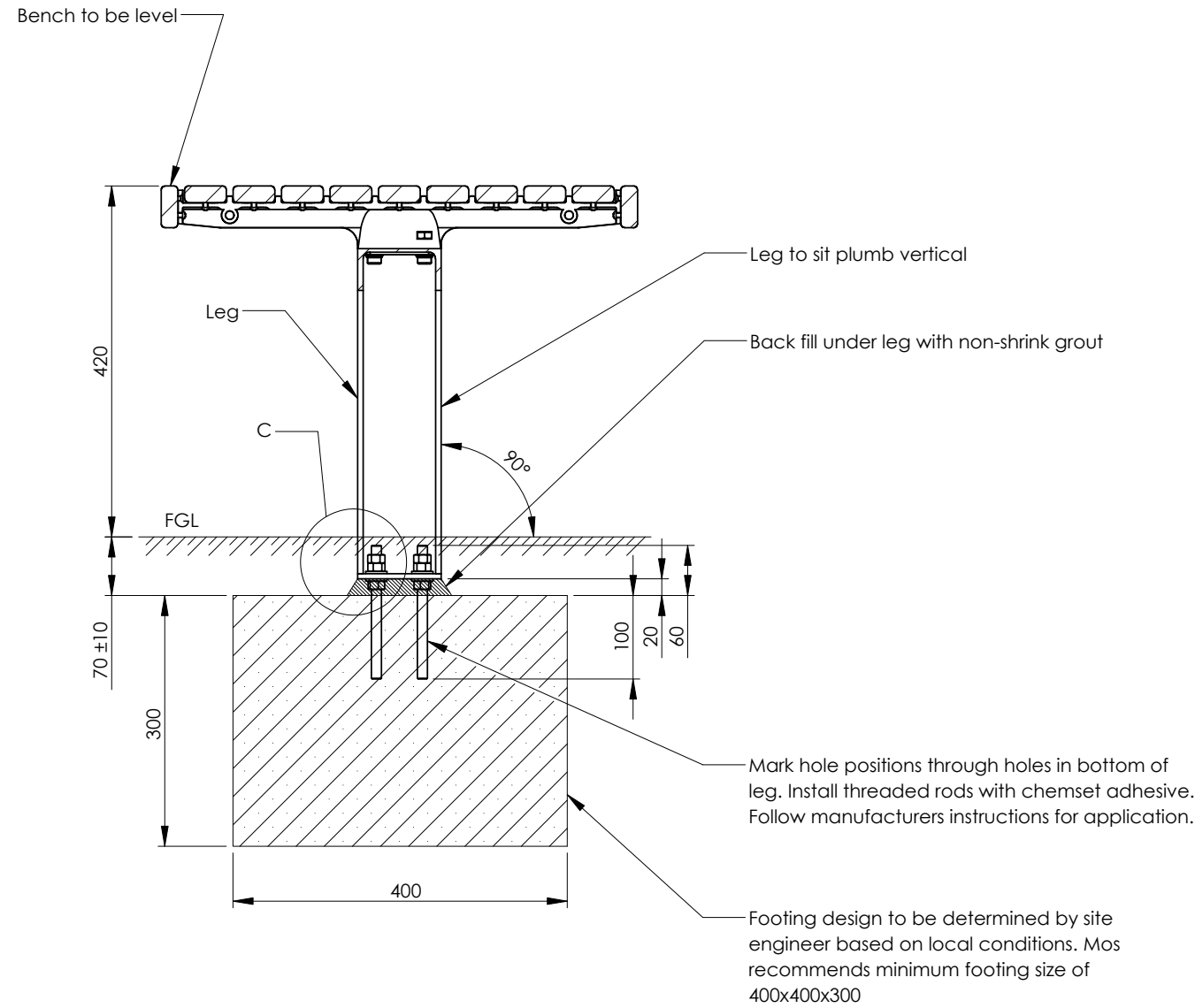
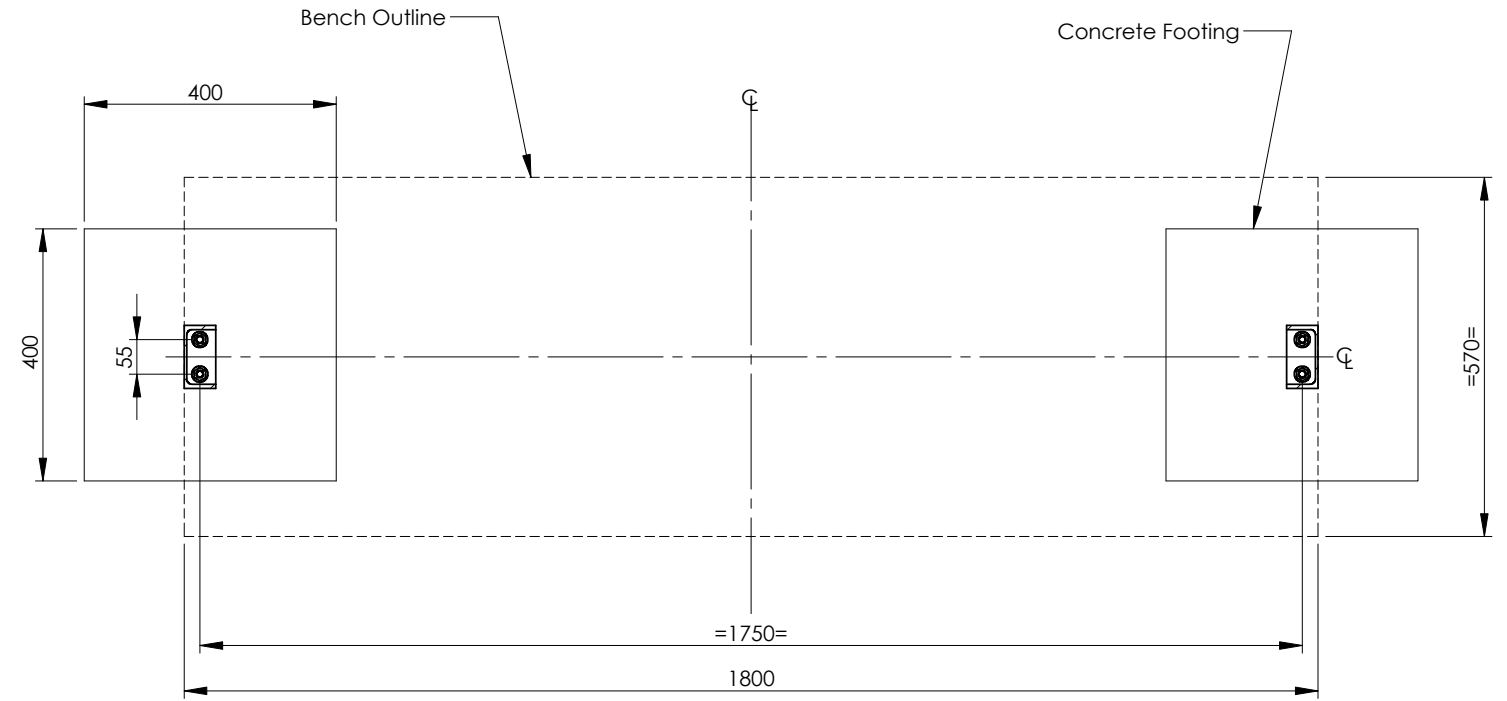
MOS[®]
www.mosurban.com

Part Name:
Sturt Bench Installation



PARTS LIST			
NO.	TITLE	MATERIAL	QTY.
1	Sturt Bench GA		1
2	Threaded Rod M12x160	Stainless Steel	4
3	Hex Nut-M12	Stainless Steel	12
4	Washer-M12	Stainless Steel	8

ISSUE	DESCRIPTION	DRAWN	DATE
A	Initial Release	TW	18/06/2018
B	changed leg	TW	24/10/2018



- GENERAL NOTES:
- All dimensions in millimetres unless otherwise shown.
 - Linear Tolerances:
 x ± 1.0
 x.x ± 0.5
 x.xx ± 0.1
 Angular Tolerances:
 ±0.5°
 - No deviation from drawing will be accepted without prior written approval.
 - Do not scale from drawings. Use dimensions provided if this is insufficient or ambiguous contact Mos for clarification

Title:
Subsurface Installation
Product:
Sturt Bench

Dwg No: 1041-704 Date Drawn: 27/10/2018 Sheet No: 1 of 1 Scale: 1:12 Sheet: A3

MOS[®]
www.mosurban.com

Part Name:
Sturt Bench Installation